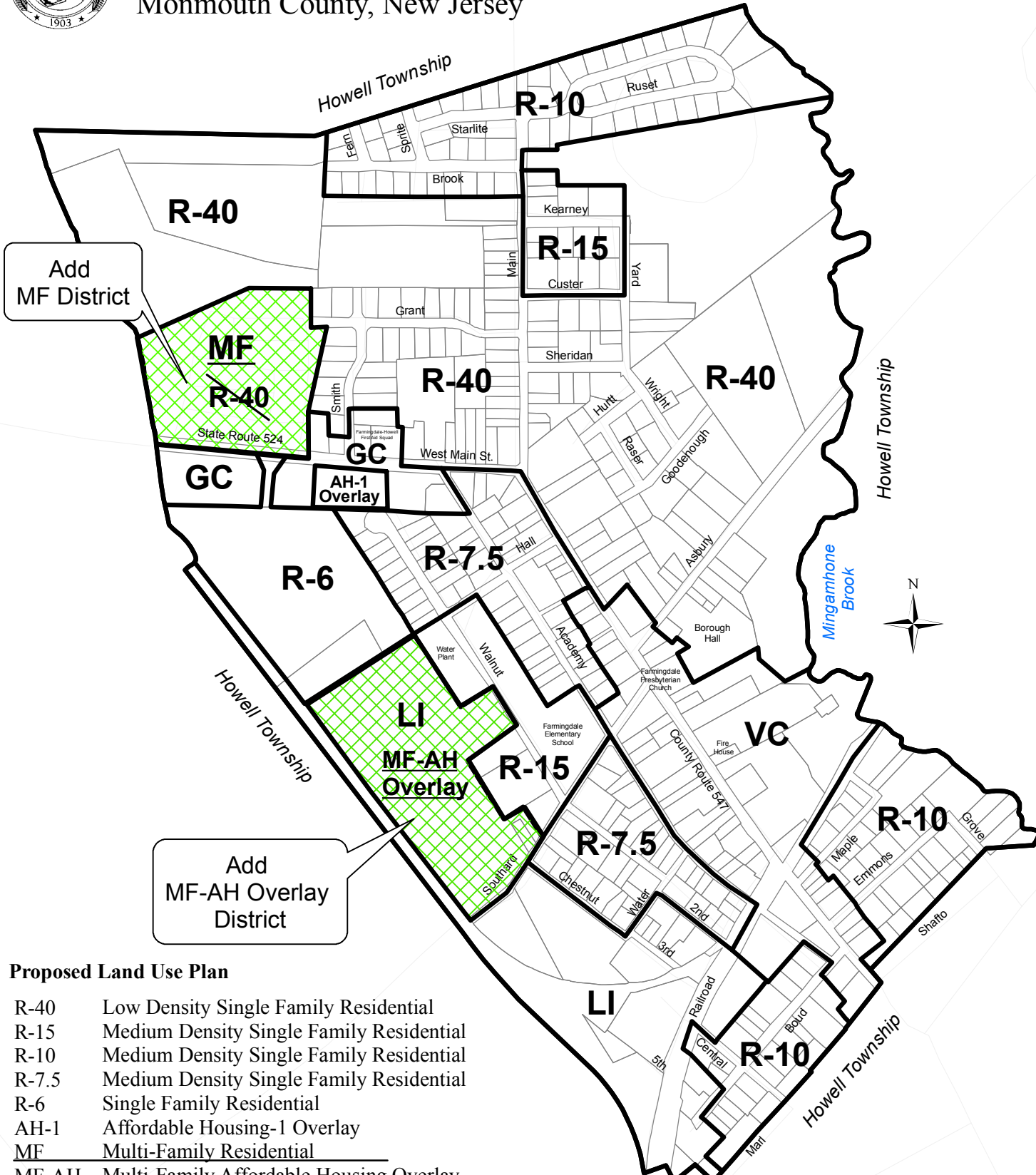




BOROUGH OF FARMINGDALE

Monmouth County, New Jersey




Proposed Land Use Plan

- R-40 Low Density Single Family Residential
- R-15 Medium Density Single Family Residential
- R-10 Medium Density Single Family Residential
- R-7.5 Medium Density Single Family Residential
- R-6 Single Family Residential
- AH-1 Affordable Housing-1 Overlay
- MF Multi-Family Residential
- MF-AH Multi-Family Affordable Housing Overlay
- VC Village Commercial
- GC General Commercial
- LI Light Industrial

Prepared: September 7, 2017

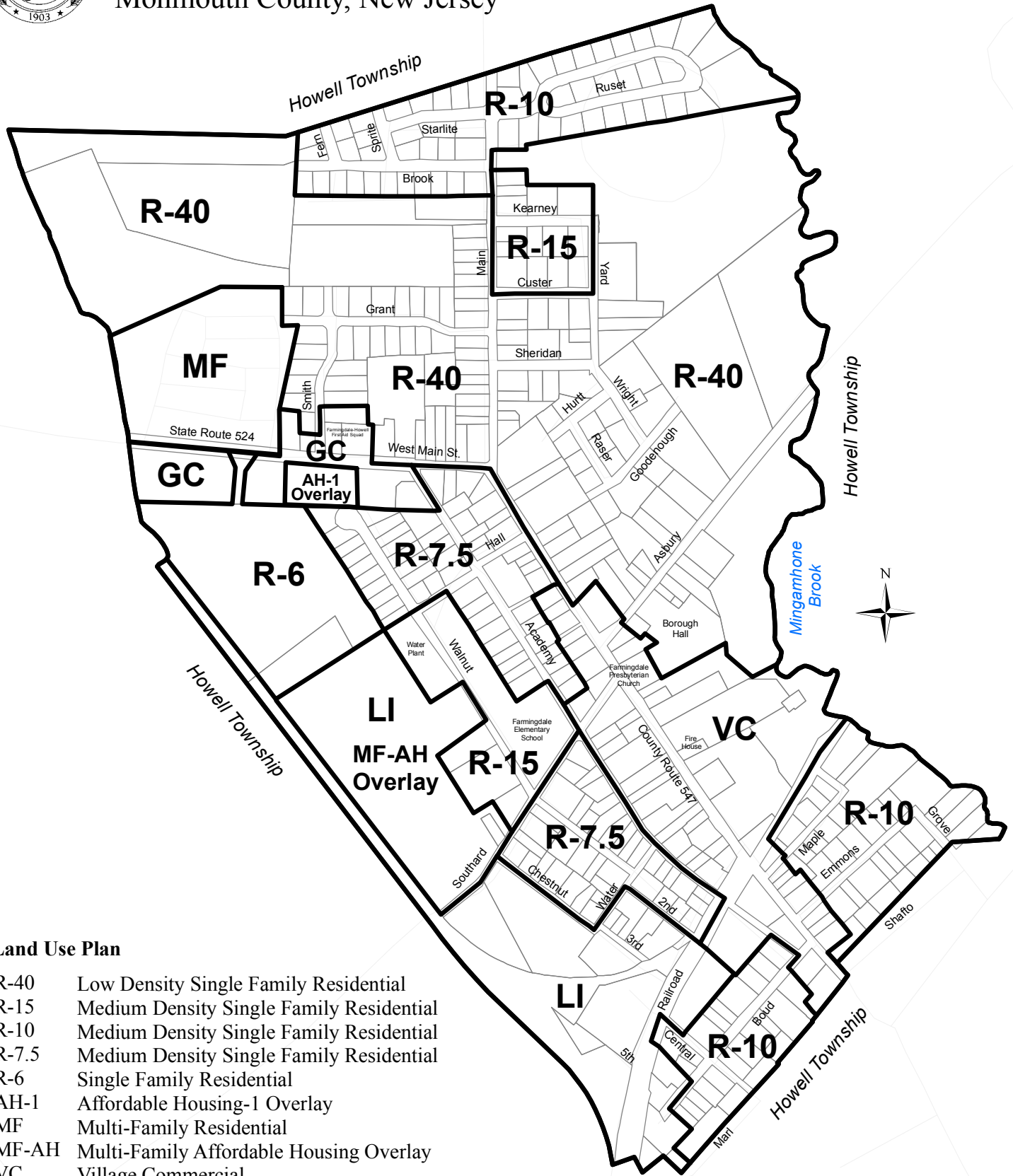



THOMAS PLANNING ASSOCIATES, LLC
 Professional Planning and GIS Consultants
 P.O. Box 363
 Brielle, NJ 08730-0363
 Thomas A. Thomas, P.P. Tel: (732) 228-3215 Fax: (732) 228-3215 tomplanning@verizon.net
 T. Andrew Thomas, P.P., A.I.C.P. Tel: (732) 228-3215 Fax: (732) 228-3215 andy@tomplanning.com



BOROUGH OF FARMINGDALE


Monmouth County, New Jersey




Land Use Plan

- R-40 Low Density Single Family Residential
- R-15 Medium Density Single Family Residential
- R-10 Medium Density Single Family Residential
- R-7.5 Medium Density Single Family Residential
- R-6 Single Family Residential
- AH-1 Affordable Housing-1 Overlay
- MF Multi-Family Residential
- MF-AH Multi-Family Affordable Housing Overlay
- VC Village Commercial
- GC General Commercial
- LI Light Industrial

Prepared: September 7, 2017




THOMAS PLANNING ASSOCIATES, LLC
 Professional Planning and G.I.S. Consultants
 P.O. Box 363
 Bristol, NJ 08730-0363
 Thomas A. Thomas, P.P. T. Andrew Thomas, P.P., A.I.C.P.
 Tel: (732) 228-3215 Tel: (732) 228-3215
 Fax: (732) 228-3215 Fax: (732) 228-3215
 tplan@tplan.com andy@tplan.com